

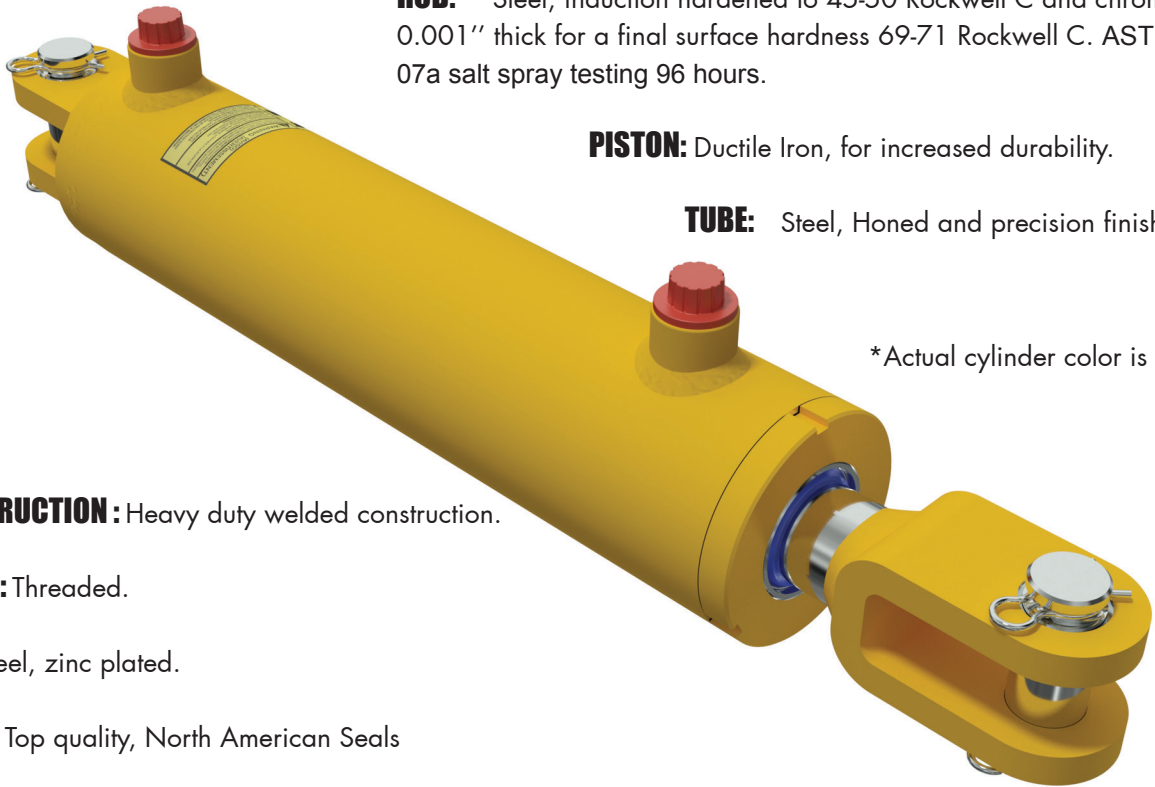
HCL CYLINDER IS DOUBLE ACTING CYLINDER WITH:

ROD: Steel, induction hardened to 45-50 Rockwell C and chrome plated 0.001" thick for a final surface hardness 69-71 Rockwell C. ASTM B117-07a salt spray testing 96 hours.

PISTON: Ductile Iron, for increased durability.

TUBE: Steel, Honed and precision finished.

*Actual cylinder color is BLACK

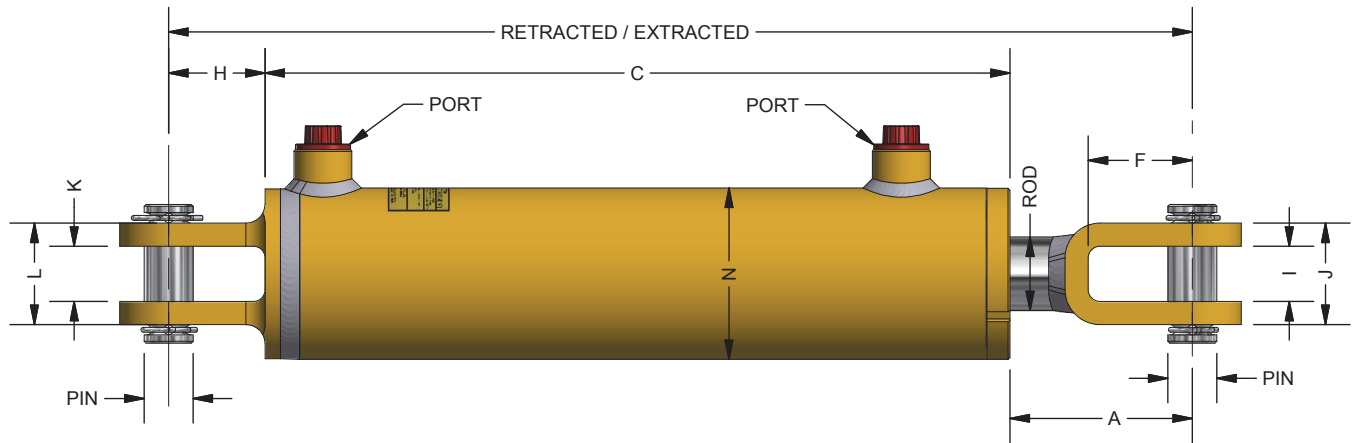


CONSTRUCTION: Heavy duty welded construction.

GLAND: Threaded.

PIN: Steel, zinc plated.

SEALS: Top quality, North American Seals

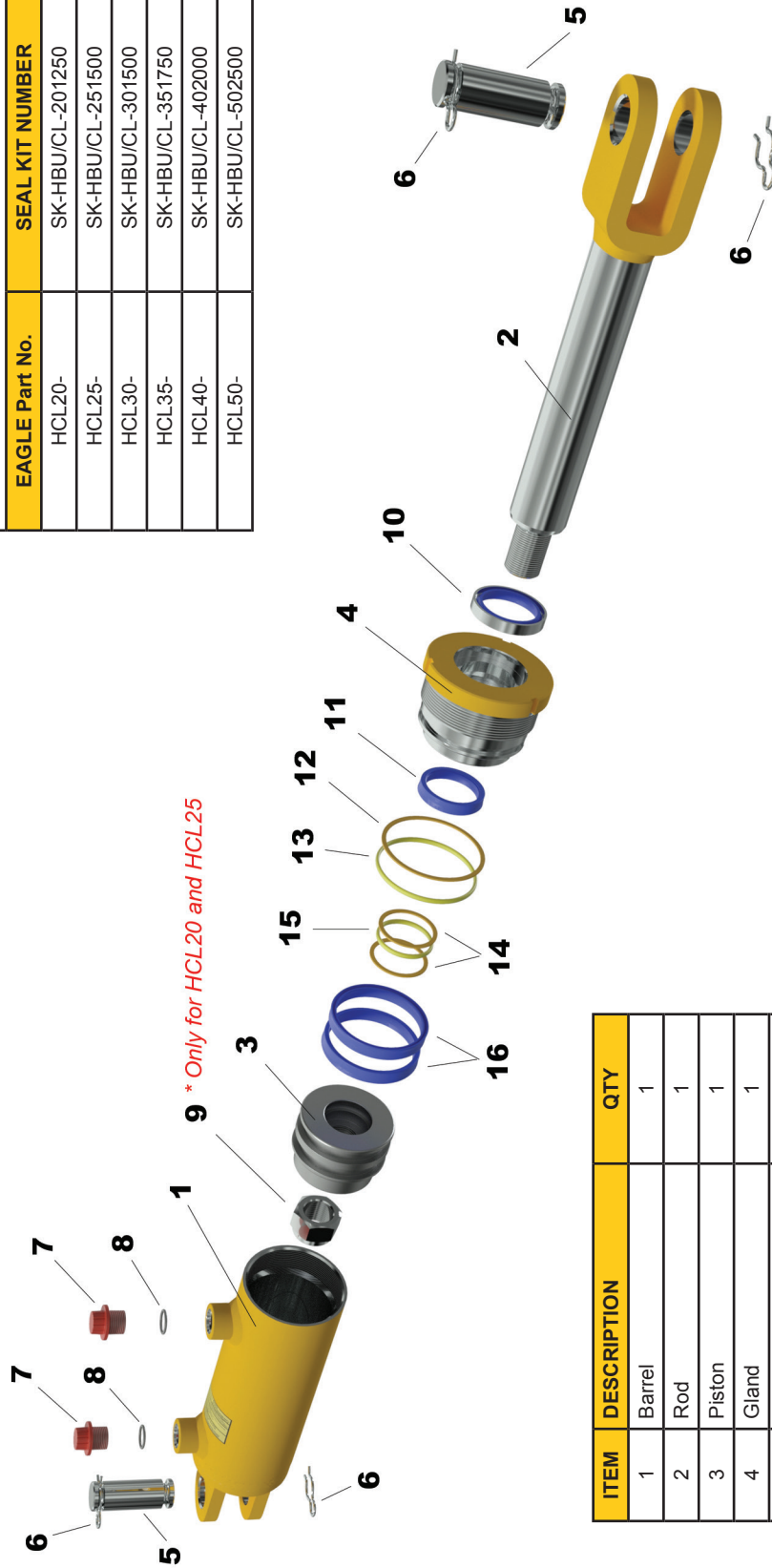


*All dimensions are in inches

EAGLE Part No	BORE	A	F	H	I,K	J	L	N
HCL20-	2.00	3.20 / 5.20 for HCL2008	2.125	2.125	1.125	2.125	2.125	2.375
HCL25-	2.50	3.0 / 5.0 for HCL2508	2.125	2.125	1.125	2.125	2.125	2.875
HCL30-	3.00	3.10 / 5.10 for HCL3008	2.125	1.972	1.125	2.125	2.125	3.500
HCL35-	3.50	3.25 / 5.25 for HCL3508	2.125	1.972[2.125]	1.125	2.385	2.385	4.000
HCL40-	4.00	3.0 / 5.0 for HCL4008	2.000	1.843[2.00]	1.125	2.385	2.385	4.500
HCL50-	5.00	3.8	2.000	1.913[2.00]	1.500	2.750	2.750	5.500

UTILITY WELDED HYDRAULIC CYLINDERS

SEAL KIT NUMBER	
EAGLE Part No.	SEAL KIT NUMBER
HCL20-	SK-HBU/CL-201250
HCL25-	SK-HBU/CL-251500
HCL30-	SK-HBU/CL-301500
HCL35-	SK-HBU/CL-351750
HCL40-	SK-HBU/CL-402000
HCL50-	SK-HBU/CL-502500



ITEM	DESCRIPTION	QTY
1	Barrel	1
2	Rod	1
3	Piston	1
4	Gland	1
5	Pin	2
6	Hair Pin	4
7	Plastic Plug	2
8	Plug O-Ring (SAE)	2
9	Stover Locknut	1
10	Wiper	1
11	Rod Seal	1
12	Gland Back-Up Ring	1
13	Gland O-Ring	1
14	Rod Back-Up Ring	2
15	Rod O-Ring	1
16	Piston Seal	2

UTILITY WELDED HYDRAULIC CYLINDERS

UTILITY WELDED HYDRAULIC CYLINDERS

PART No.	STROKE	ROD DIAMETER	DIMENSIONS		C	MAX FORCE LBS	PORT	PIN	WEIGHT (LBS)	
			RETRACTED	EXTRACTED						
HCL 2" BORE 3000 PSI WP	HCL2004	4"	1 1/4"	14 1/4"	18 1/4"	8.5"	9425	SAE#6 NPT Available	1"	14
	HCL2006	6"		16 1/4"	22 1/4"	10.5"				15
	HCL2008	8"		20 1/4"	28 1/4"	12.5"				17
	HCL2010	10"		20 1/4"	30 1/4"	14.5"				17
	HCL2012	12"		22 1/4"	34 1/4"	16.5"				19
	HCL2014	14"		24 1/4"	38 1/4"	18.5"				21
	HCL2016	16"		26 1/4"	42 1/4"	20.5"				23
	HCL2018	18"		28 1/4"	46 1/4"	22.5"				24
	HCL2020	20"		30 1/4"	50 1/4"	24.5"				26
	HCL2024	24"		34 1/4"	58 1/4"	28.5"				28
	HCL2028	28"		38 1/4"	66 1/4"	32.5"				34
	HCL2030	30"		40 1/4"	70 1/4"	34.5"				35
	HCL2032	32"		42 1/4"	74 1/4"	36.5"				36
HCL2034	34"	44 1/4"	78 1/4"	38.5"	39					
HCL2036	36"	46 1/4"	82 1/4"	40.5"	40					
HCL 2.5" BORE 3000 PSI WP	HCL2504	4"	1 1/2"	14 1/4"	18 1/4"	8.56"	14726	SAE#8 NPT Available	1"	17
	HCL2506	6"		16 1/4"	22 1/4"	10.56"				20
	HCL2508	8"		20 1/4"	28 1/4"	12.56"				22
	HCL2510	10"		20 1/4"	30 1/4"	14.56"				23
	HCL2512	12"		22 1/4"	34 1/4"	16.56"				25
	HCL2514	14"		24 1/4"	38 1/4"	18.56"				28
	HCL2516	16"		26 1/4"	42 1/4"	20.56"				30
	HCL2518	18"		28 1/4"	46 1/4"	22.56"				31
	HCL2520	20"		30 1/4"	50 1/4"	24.56"				34
	HCL2524	24"		34 1/4"	58 1/4"	28.56"				38
	HCL2528	28"		38 1/4"	66 1/4"	32.56"				42
	HCL2530	30"		40 1/4"	70 1/4"	34.56"				45
	HCL2532	32"		42 1/4"	74 1/4"	36.56"				46
HCL2534	34"	44 1/4"	78 1/4"	38.56"	50					
HCL2536	36"	46 1/4"	82 1/4"	40.56"	51					
HCL 3" BORE 3000PSI WP	HCL3004	4"	1 1/2"	14 1/4"	18 1/4"	9.04"	21205	SAE#8 NPT Available	1"	23
	HCL3006	6"		16 1/4"	22 1/4"	11.04"				26
	HCL3008	8"		20 1/4"	28 1/4"	13.04"				28
	HCL3010	10"		20 1/4"	30 1/4"	15.04"				29
	HCL3012	12"		22 1/4"	34 1/4"	17.04"				30
	HCL3014	14"		24 1/4"	38 1/4"	19.04"				32
	HCL3016	16"		26 1/4"	42 1/4"	21.04"				36
	HCL3018	18"		28 1/4"	46 1/4"	23.04"				39
	HCL3020	20"		30 1/4"	50 1/4"	25.04"				42
	HCL3024	24"		34 1/4"	58 1/4"	29.04"				46
	HCL3028	28"		38 1/4"	66 1/4"	33.04"				51
	HCL3030	30"		40 1/4"	70 1/4"	35.04"				54
	HCL3032	32"		42 1/4"	74 1/4"	37.04"				56
HCL3034	34"	44 1/4"	78 1/4"	39.04"	59					
HCL3036	36"	46 1/4"	82 1/4"	41.04"	61					

PART No.	STROKE	ROD DIAMETER	DIMENSIONS		C	MAX FORCE LBS	PORT	PIN	WEIGHT (LBS)	
			RETRACTED	EXTRACTED						
HCL 3.5" BORE 3000 PSI WP	HCL3504	4"	1 3/4"	14 1/4"	18 1/4"	8.92"	28863	SAE#8 NPT Available	1" 1 1/4" Available	26
	HCL3506	6"		16 1/4"	22 1/4"	10.92"				29
	HCL3508	8"		20 1/4"	28 1/4"	12.92"				33
	HCL3510	10"		20 1/4"	30 1/4"	14.92"				36
	HCL3512	12"		22 1/4"	34 1/4"	16.92"				39
	HCL3514	14"		24 1/4"	38 1/4"	18.92"				41
	HCL3516	16"		26 1/4"	42 1/4"	20.92"				45
	HCL3518	18"		28 1/4"	46 1/4"	22.92"				48
	HCL3520	20"		30 1/4"	50 1/4"	24.92"				52
	HCL3524	24"		34 1/4"	58 1/4"	28.92"				55
	HCL3528	28"		38 1/4"	66 1/4"	32.92"				62
	HCL3530	30"		40 1/4"	70 1/4"	34.92"				66
	HCL3532	32"		42 1/4"	74 1/4"	36.92"				70
	HCL3534	34"		44 1/4"	78 1/4"	38.92"				73
HCL3536	36"	46 1/4"	82 1/4"	40.92"	77					
HCL 4" BORE 3000 PSI WP	HCL4004	4"	2"	14 1/4"	18 1/4"	9.27"	37700	SAE#8 NPT Available	1" 1 1/2" Available	31
	HCL4006	6"		16 1/4"	22 1/4"	11.27"				36
	HCL4008	8"		20 1/4"	28 1/4"	13.27"				41
	HCL4010	10"		20 1/4"	30 1/4"	15.27"				46
	HCL4012	12"		22 1/4"	34 1/4"	17.27"				47
	HCL4014	14"		24 1/4"	38 1/4"	19.27"				50
	HCL4016	16"		26 1/4"	42 1/4"	21.27"				53
	HCL4018	18"		28 1/4"	46 1/4"	23.27"				56
	HCL4020	20"		30 1/4"	50 1/4"	25.27"				61
	HCL4024	24"		34 1/4"	58 1/4"	29.27"				66
	HCL4028	28"		38 1/4"	66 1/4"	33.27"				77
	HCL4030	30"		40 1/4"	70 1/4"	35.27"				81
	HCL4032	32"		42 1/4"	74 1/4"	37.27"				87
	HCL4034	34"		44 1/4"	78 1/4"	39.27"				90
HCL4036	36"	46 1/4"	82 1/4"	41.27"	94					
HCL 5" BORE 3000 PSI WP	HCL5004	4"	2 1/2"	16 1/4"	20 1/4"	10.5"	58905	SAE#8 SAE#12 Avail. NPT Avail.	1" 1 1/2" Available	63
	HCL5006	6"		18 1/4"	24 1/4"	12.5"				67
	HCL5008	8"		20 1/4"	28 1/4"	14.5"				71
	HCL5010	10"		22 1/4"	32 1/4"	16.5"				76
	HCL5012	12"		24 1/4"	36 1/4"	18.5"				80
	HCL5014	14"		26 1/4"	40 1/4"	20.5"				84
	HCL5016	16"		28 1/4"	44 1/4"	22.5"				89
	HCL5018	18"		30 1/4"	48 1/4"	24.5"				93
	HCL5020	20"		32 1/4"	52 1/4"	26.5"				98
	HCL5024	24"		36 1/4"	60 1/4"	30.5"				106
	HCL5028	28"		40 1/4"	68 1/4"	34.5"				115
	HCL5030	30"		42 1/4"	72 1/4"	36.5"				120
	HCL5032	32"		44 1/4"	76 1/4"	38.5"				124
	HCL5034	34"		46 1/4"	80 1/4"	40.5"				129
HCL5036	36"	48 1/4"	84 1/4"	42.5"	133					

UTILITY WELDED HYDRAULIC CYLINDERS